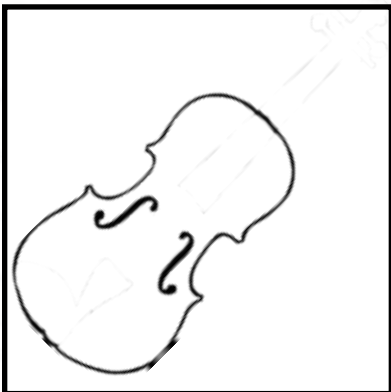


How to draw a Violin

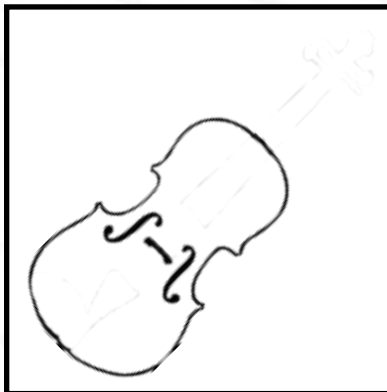
1

**Start with the body
and F Holes**




2

Add the bridge




3

**Next the
Fingerboard**




4

Scroll & Pegs



5

**Chin Rest &
Tail Piece**



6

Add Strings!

